

# R. C. Tronics Incorporated

2573 East Kercher Road  
Goshen, Indiana 46528  
Toll Free 1-866-457-7790

Phone 1-574-642-3857  
Fax 1-574-642-3858  
<http://www.rctronics.com>

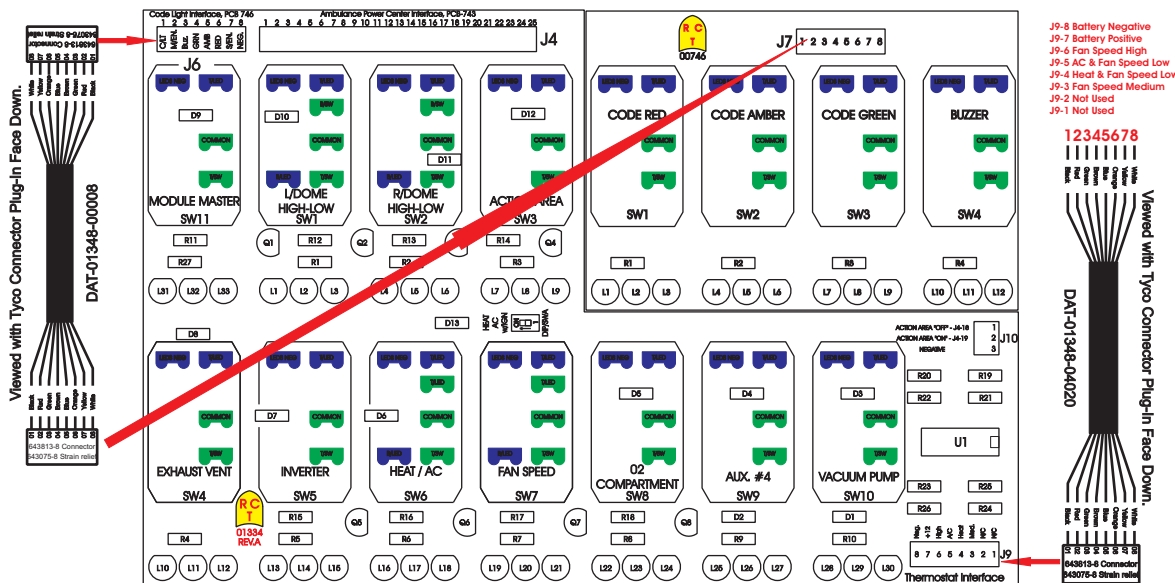

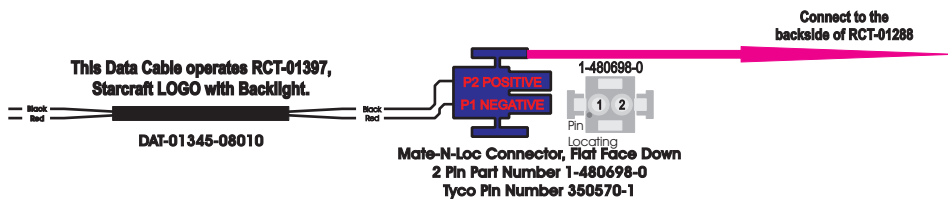
RCT-02095-0\_01

The main control panel features 15 buttons arranged in two rows. Each button has an icon, a label, a status indicator (ON/OFF), a part number, and a voltage specification. The EVG logo is on the right.

Button	Icon	Status	Part Number	Voltage
1	Module Master	ON	C-00021-02	0V/2D
2	COT LIGHTS	ON	C-00098-00	0V/1D OFF
3	BENCH LIGHTS	ON	C-00098-00	0V/1D OFF
4	VENT FAN	ON	C-00368-00	0V/1D OFF
5	CODE RED	ON	C-00031-03	0V/1D OFF
6	CODE AMBER	ON	C-00032-04	0V/1D OFF
7	CODE GREEN	ON	C-00033-05	0V/1D OFF
8	CODE BUZZER	ON	C-00034-01	0V/2D
9	VACUUM	ON	C-00035-04	0V/1D OFF
10	AUX DOME	ON	C-00367-00	0V/1D OFF
11	CLIMATE	COOLING	C-00028-10	0V/6D HEATING
12	FAN LOW	FAN HIGH	C-00028-10	0V/6D FAN MED.
13	O <sub>2</sub>	ON	C-00030-00	0V/1D OFF
14	REAR FLUOR	ON	C-00362-00	0V/1D OFF
15	CENTER FLUOR	ON	C-00368-00	0V/1D OFF

Labels below buttons: MODULE MASTER, COT LIGHTS, BENCH LIGHTS, VENT FAN, CODE RED, CODE AMBER, CODE GREEN, BUZZER, SUCTION, AUX DOME, HEAT/COOL, FAN SPEED, O<sub>2</sub>, REAR FLUOR, CENTER FLUOR.

## FAC-02095-00001



- J9-8 Battery Negative
- J9-7 Battery Positive
- J9-6 Fan Speed High
- J9-5 AC & Fan Speed Low
- J9-4 Heat & Fan Speed Low
- J9-3 Fan Speed Medium
- J9-2 Not Used
- J9-1 Not Used