

R.C. Tronics Incorporated

SPECIALIZING IN ELECTRONIC CONTROLS

2573 East Kercher Road
Phone 1-574-642-3857
Toll Free 1-866-457-7790

GOSHEN, IN 46528
Fax 1-574-642-3858
<http://www.rctronics.com>



Custom Design of Electronic Controls

Speciality Vehicles

Fire Apparatus Systems
Police Vehicle Systems
Transit Bus Systems
Ambulance Systems

Printed Circuit Board Layout

Computer Generated Artwork
FR-4 PCB Material
Double-Sided Plated-Thru Hole

Complete Manufacturing Facility

New Era Wave Soldering Machine
Technical Devices PCB Cleaner
Automated PCB Insertion Equipment
Universal Laser System, Custom Faceplates
K .F. Hot Stamp Machine

Permit us to solve your Electrical / Electronic Control needs.

R.C. Tronics Incorporated

2573 East Kercher Road
Goshen, Indiana 46528
Toll Free 1-866-457-7790

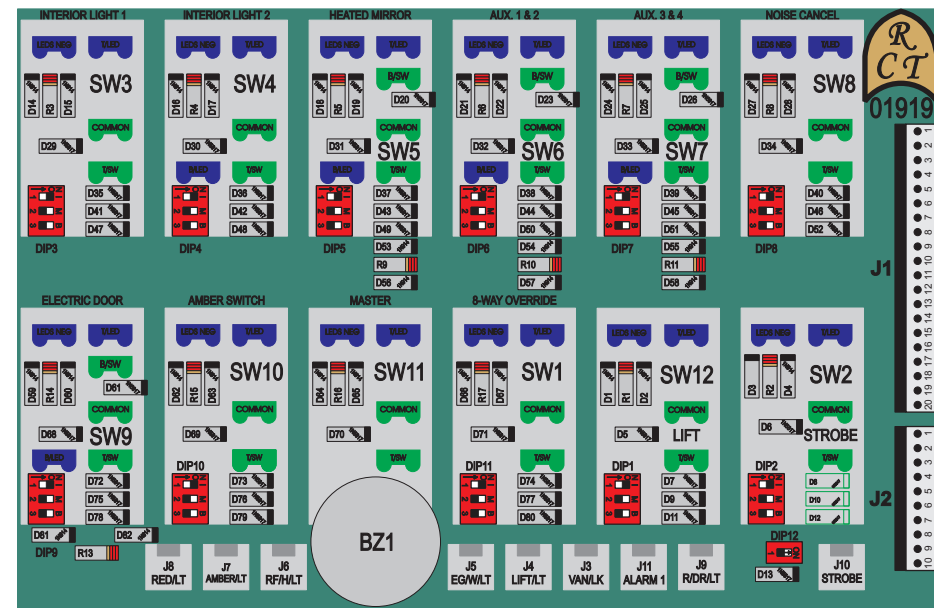

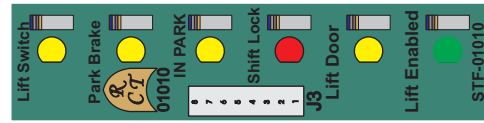
Phone 1-574-642-3857
Fax 1-574-642-3858
<http://www.rctronics.com>



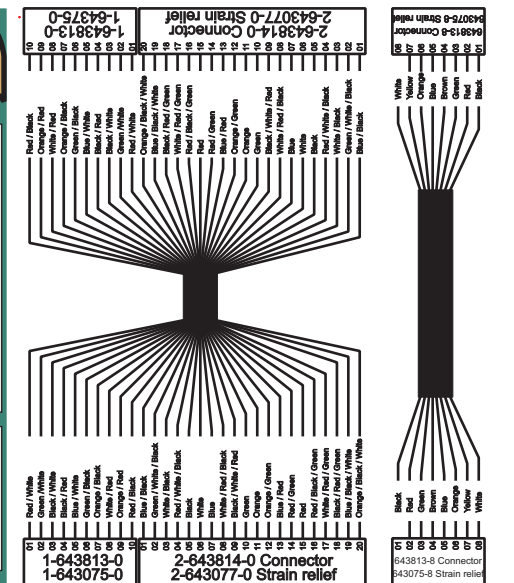
SCHOOL BUS ELECTRONIC DISTRIBUTION SYSTEM



DASH SWITCH PANEL (9.5 X 7.65)
 SWITCH PCB-STF-01919 (6.2 X 4.2)
 ADA PCB-STF-01010 (.8 X 3.3)
 SHOWN 75% SCALE



Switch loads may be operated by; Ignition, DIP 1; Ignition with Master Switch, DIP 2; (or) Battery, DIP 3.



DAT-01352-00XX0 DAT-01348
 (XX = FEET OF CABLE) -00XX0

CN17
 Alarm Inputs to ground.
 Operation dip switch selectable; Ignition, Master Switch or Battery.
 Alarm 1
 Roof Hatch
 Rear Door
 Egress Window
 Lift Door
 Vandal Lock.

CN16
 Engine Start only with R/DOOR input.

CN15
 Battery 1 thru 5 output.
 Cross Arm output

CN14
 Lift Flood output
 Ignition 6 thru 9 output.

CN13
 Ignition 2 output "OFF" w / Sw09
 DIP Sw9, override.
 Ignition 3 thru 5

CN12
 Horn Input and Horn Output.

CN11
 Clearance Output
 Clearance Input and Ignition input.

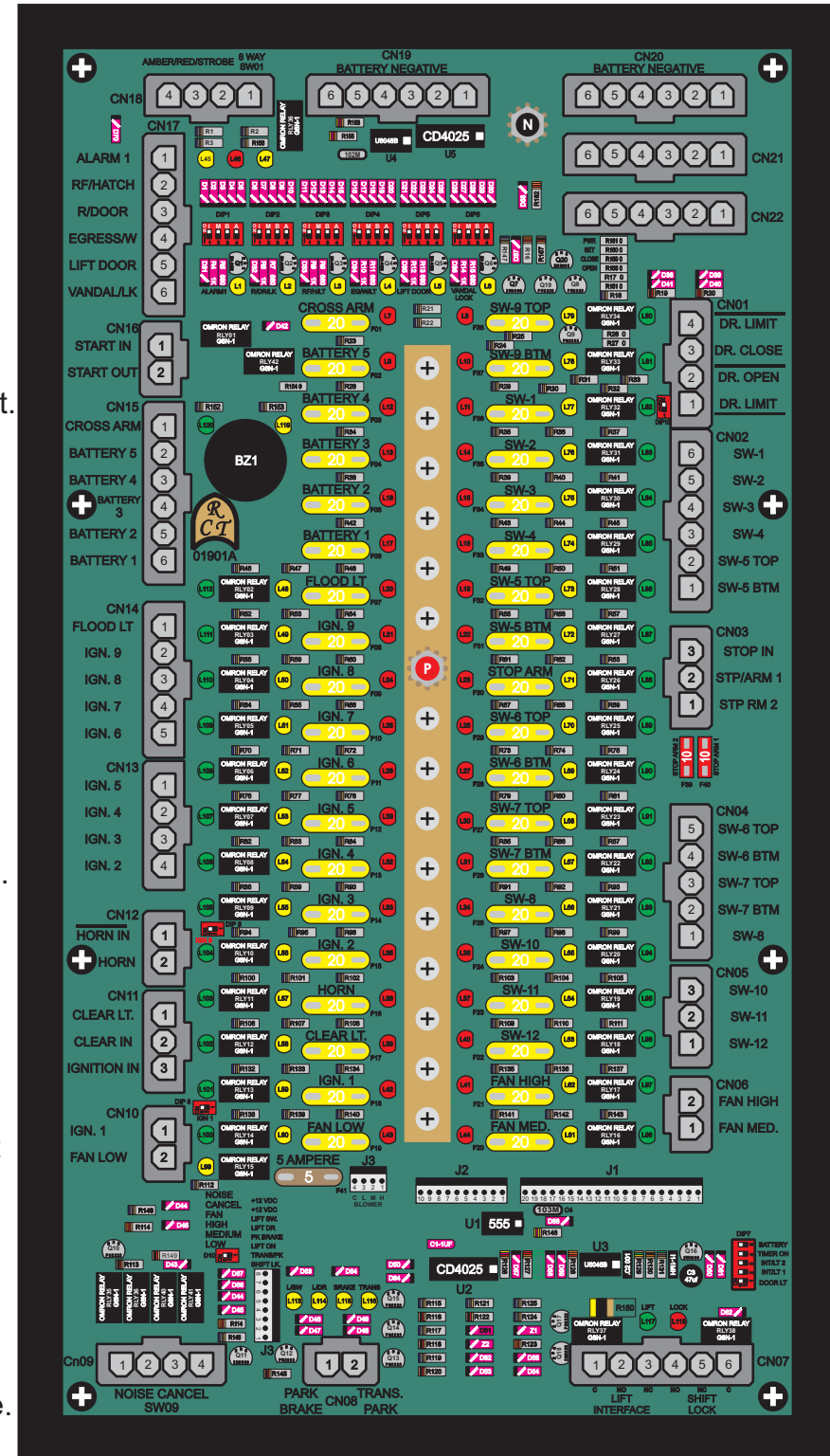
CN10
 Ignition 1 output "OFF" w / SW09
 DIP SW8, override.
 Fan Low output.

CN09
 Opens 4 Negative returns, SW09

CN18
 Input to Amber Light.
 Input to Red Indicator.
 Input to Strobe Indicator.
 Provides Negative output, SW01

CN19-CN20-CN21-CN22
 Battery Negative 24 each total.

RCT-MOLEX-00016 MATING HARNESS CONNECTOR KIT



CN01
 Door Outputs with door limits.

DIP SWITCH 10
 Inibits "DOOR OPEN" without vehicle "IN PARK".

CN02
 Outputs from switch panel.

CN03
 Input and outputs for dual stop arm.

CN04
 Outputs from switch panel.

CN05
 Outputs from switch panel.

CN06
 Fan High output.
 Fan Med. output.
 Input J3, pin 1&2.

DIP7
 Battery Enabled; Interior Lights, Switch 5
 10 sec.Timer On, Switch 4.
 Interior 2 Light On Switch 3.
 Interior 1 Light On Switch 2
 Door Light On Switch 1.

CN07
 Lift Interlock Output and Shift Lock Output.

CN08
 DIP SWITCH 10
 Removes Low-Medium-High Fan with "Noise Cancel Switch"

CONTROLS SHOWN 50% OF ACTUAL SIZE: RCT-01901 9 x 16 INCHES